




# INTELLIGENT MULTI-FUNCTIONAL CLOUD BASED ISP SOLUTION



NEXT LEVEL IT SERVICE

EMPOWERING  
YOUR  
BUSINESS





# TOP ISP WiFi FEATURES



## WiFi MANAGEMENT

Centralized WiFi management of the user accounts, access limits, Internet plans. All APs are connected to a central cloud server for authentication, accounting and management.



## USER LEVEL LIMITS

Assign different limits to user accounts: download, upload, bandwidth quota, expiration date. Very high customization of user accounts which allows creating limited or unlimited accounts.



## WiFi BILLING

Billing with preprinted vouchers, PayPal, 70+ payment gateways... Automate billing of your WiFi service and keep 100% of the profits.



## INTERNET PLANS

Define price for Internet Plan and determine download and upload speed the guest will have during the session, total bandwidth data available for transfer, optional session duration...




## VIDEO ADS BEFORE LOGIN

The system can deliver video commercials before a guest connects to WiFi, targeted by age and gender. Each campaign includes the click-through rates stats, with a PDF report available



## SOCIAL LOGIN

Your guest login via social network account is a quick and simple way to collect emails and your guests and visitors names, and therefore to use those data for purposes of marketing campaigns



## EMAIL MARKETING

Send promo Email marketing campaigns automatically when a guest connects or leaves the premise. Set automated Email reminders to visit venues or sell products.



## ADVANCED ANALYTICS

Ranging from basic data to advanced analytics, the system offers you both reports and a complete insight into how WiFi network functions and the behaviour of your guests on the Internet



# ISP CLOUD SYSTEM

Cloud WiFi is a system of great possibilities which connects various devices into an intelligent WiFi network.

The system works on fast Microsoft Azure servers with high availability.

It provides centralized device management, guest WiFi network control, access methods settings, guest accounts updates, extraordinary analytics and reports, easy network expansion.

It supports WiFi devices of the leading network brands: Aruba, Cisco, Ruckus, Ubiquiti, Tp-Link, Mikrotik, Cradlepoint, D-Link, Asus, Meraki, Icomera, Open-Mesh, etc.





# HOW ISP WiFi WORKS?

Upon accessing your WiFi network, the guest is automatically redirected to the ISP WiFi self-branded login page. You can easily customize the welcome page by setting the logo and background and the ways in which your guests can access the Internet.

They may select the preferred connection method, like user/login, access-code login, free trial access or social login and start using WiFi. Once logged-in, they may be redirected to view desired website or ISP info page.

Each connected device is limited with download and upload speed, available bandwidth transfer, time to use your service, so you can ensure excellent WiFi experience for all your guests.

Cloud WiFi ISP software will control the session duration, speed and bandwidth, and optionally collect your guest e-mail, name, address, for your safety and info marketing activity.





# IDEAL ISP WiFi SOLUTION

ISP Cloud WiFi system provides you with both advanced WiFi network control and a reliable connection with all users.

Track your customer's behaviors, analyse the demographics and habits of your clients, display location-based ads or fully-featured Email marketing campaigns that target customers by age, gender and interest.

It enables you to deliver video commercials and automatically sends special offers at defined time intervals, which leads to an increase in revenues from restaurants, hotels, retail stores and other services.

**Improve your business and attract new customers by implementing intelligent ISP solution in your WiFi network.**





# Voucher login & Collect data

Create vouchers and refills in advance with desired price plan limitations (time, bandwidth quota, download and upload rates), and distribute them or sell by your staff, resellers or through your channel partners.

Voucher login & collect data based access is a convenient way to get users details which can be used for marketing purposes once when they already use the voucher for access.

Users will get a login and access to WiFi based on the voucher and they will need to fill requested details.





A hand holding a blue credit card over a cup of coffee with a laptop keyboard in the background.

## Payments & Credit card Billing

Credit card processing option is very important if you want to automate your business.

Visitors who are willing to use your services can sign up for username and password, choose an Internet plan and pay with their credit card.

The processing occurs within seconds and your customers are able to continue using your services.

## WiFi Revenue

Get Revenue list with the revenue data based on WiFi location and date for the selected time period.

Acquire daily, monthly, yearly or custom range Revenue reports and based on them check your business results.



# User Profile

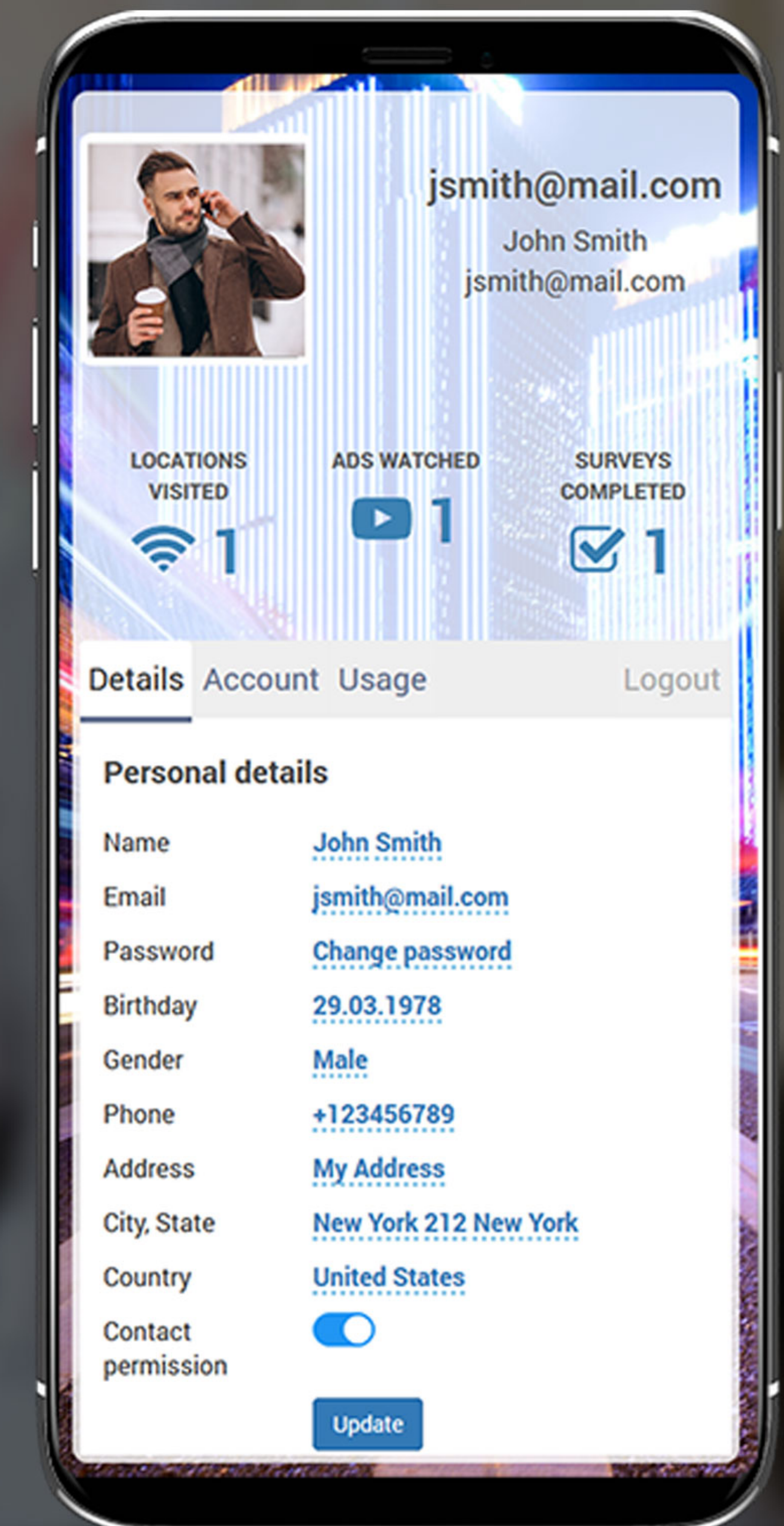
User Profile contain customer personal information and it's a valuable addition to the rest of the user account options.

Cloud WiFi goes beyond the usual personal data collection and provides an option to save customer photo, gender, birthday, etcâ€¦


This is especially useful in the countries with anti-terrorism laws, where all users have to provide identification document.

Let end-users manage their own consent and personal data according to GDPR.

Opt-in/Opt-out for personalized message.





An aerial view of a city skyline at sunset, with numerous skyscrapers and buildings illuminated by the warm, golden light of the setting sun. The sky is filled with soft, orange and yellow clouds. The city extends to the water's edge, with a body of water visible in the lower left.

ISP Cloud WiFi has an advanced architecture which allows both simple and very large networks.

You can start offering WiFi services and grow slowly by adding new access points, connect different city areas, one step a time.

Easily integrate several separate WiFi networks in one large network, where all accounts are served from the central database (included free of charge).

Flexible architecture makes ISP Cloud WiFi system suitable for different implementations like ISP city /country wide networks, hotels ...

**You will benefit from:**

**Lower costs**

**Additional revenue from video advertising**

**Excellent personalized support**

**Short time to switch over to our platform**

**Scalable system with virtually no startup cost**



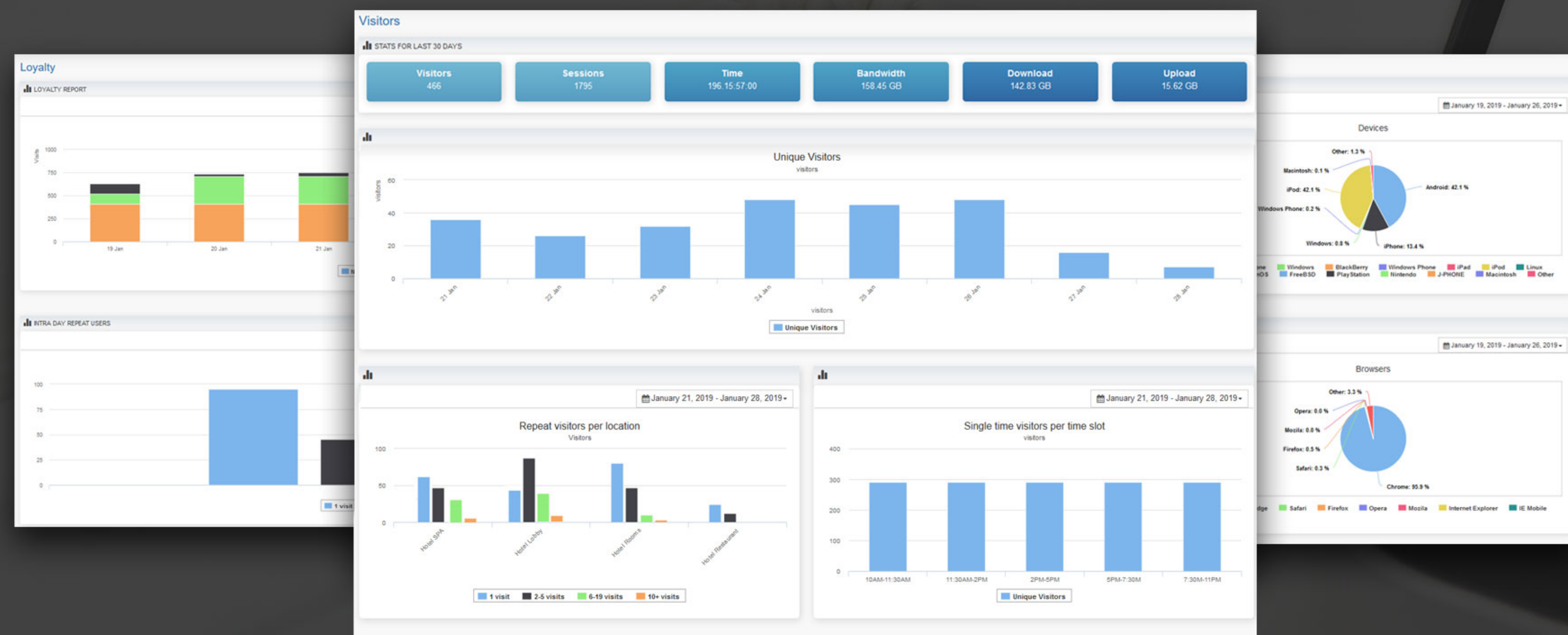
# ADVANCED ANALYTICS

Ranking from basic data to advanced analytics, Cloud WiFi system offers a thorough insight into visitors behaviour.

Get to know your visitors, find out what their habits are and prepare effective marketing campaigns.

Track Internet usage, set the limits to Internet plans, or set specific limits to individual users.

Visitors statistics have been divided into multiple reports which include loyalty, top users, time intervals, sex, age, and other demographic data.







NEXT LEVEL IT SERVICE  
EMPOWERING  
YOUR  
BUSINESS

NEXT LEVEL IT SERVICE (PVT) LTD

Level 35 & 37, West Tower and Level 23, East Tower  
World Trade Centre, No. 1 Bank of Ceylon Mawatha  
Colombo 00100, Sri Lanka

Contact : +94768498856

Email : [support@nlisc.com](mailto:support@nlisc.com)